

## BMW BIKES. DESIGN PHILOSOPHY.



## DESIGN AND FUNCTION.

What we know from BMW vehicles can also be found in BMW Bikes. They enthuse riders not only with pure driving pleasure, but also with first-class design and innovative functionalities. The modern colour scheme, the linear frame shape with discreet BMW branding give the BMW Bikes an unmistakable urban look. The collaboration with 3T perfects the combination of unique design and innovative components.

### Special themes of the collection:



#### **BMW collaboration with 3T.**

The collaboration with the Italian brand 3T sets standards. The gravel bike stands out thanks to its precise, minimalist design and state-of-the-art racing components. Clear lines and contours as well as the modern colouring make this bike unique.



#### **The BMW M Bike.**

The material mix of aluminium and carbon analogous to the BMW M vehicles gives this bike its sportiness. Due to the carbon fork specially developed for the bike, the weight of the bike could be reduced by a kilogram.



#### **The BMW E-Bikes.**

Stylish, clear form meets high tech: The BMW Active Hybrid E-Bike and the BMW Urban Hybrid E-Bike feature powerful drive units that blend seamlessly into the slim frame. Both E-Bikes are equipped with an innovative LED battery-charge indicator.



#### **The BMW Cruise Bikes.**

The unmistakable design inspired by the fixie trend and the high-quality components of the BMW Cruise Bike create the unique BMW experience even when biking.



# BMW BIKES.

New from spring  
2020.

## 3T FOR BMW GRAVELBIKE

The Gravelbike as an exclusive edition for BMW, created in collaboration with the traditional Italian company 3T.

Product description:

- Precise, minimalist design.
- High-quality, especially light carbon frame.
- State-of-the-art racing components.
- Combines the versatility of a gravel bike with the best aerodynamics.
- Available in two different colour designs.



Grey/Grey

Carbon seat post

Carbon frame and  
fork

Carbon pedal crank

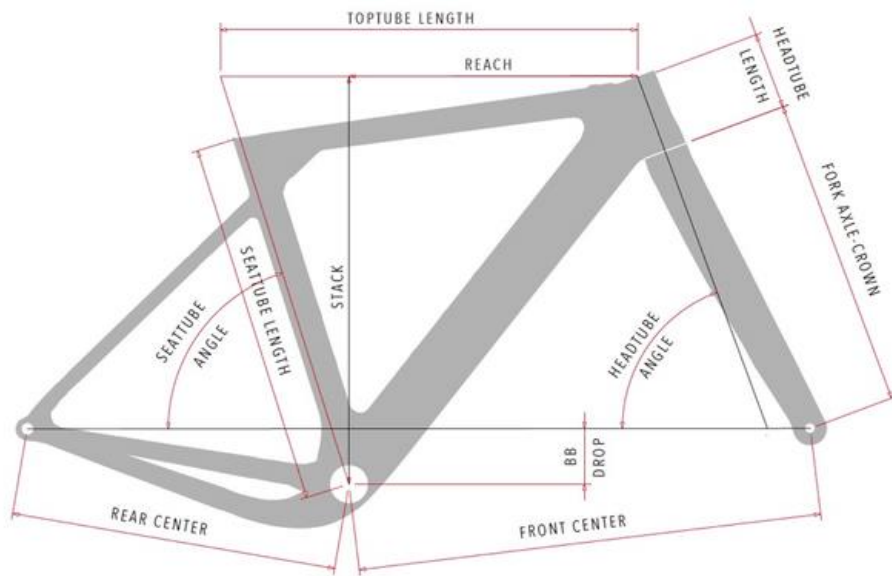


Grey/Blue

Frame:	3T Exploro Carbon	Handlebars:	3T SuperErgo Team Carbon; handlebar stem: 3T;	Article no.:	S	80 91 5A07302
Colour:	Grey/Grey, Grey/Blue		handlebar tape: Cambium bar tape	Grey/Grey	M	80 91 5A0A482
Brake:	Shimano GRX	Rear/front hub:	Fulcrum		L	80 91 5A0A483
Fork:	3T Luteus Team	Chain:	Shimano HG-601		XL	80 91 5A0A484
Seat:	Brooks Cambium C17	Cog set:	Shimano 11-42			
Seat post:	3T Charlie; clamp: 3T Internal Clamp	Crank set:	3T Torno Team Carbon	Grey/Blue	S	80 91 5A07303
Gear shift:	Shimano GRX, 11 speed	Control set:	Token		M	80 91 5A0A485
Tyres:	Schwalbe G-One	Pedals:	Flat comfort pedals		L	80 91 5A0A486
Wheels:	Fulcrum 650B alloy; spokes: Fulcrum	Gear lever:	Shimano GRX; wiring: Shimano		XL	80 91 5A0A487
		Weight:	Approx. 8.7 kg			

## BMW BIKES.

3T for BMW FRAME SIZE.



Size	S	M	L	XL
Fork axle-crown	395	395	395	395
Headtube angle	69.5	71.1	72.5	72.5
Seattube angle	72.5	72.5	72.5	72.5
Toptube length	529	550	571	592
Seattube length	463	490	518	545
Headtube length	101	125	150	180
BB drop	70	70	70	70
Stack	517	546	575	604
Reach	366	378	390	402
Front Center	591	598	606	627
Rear Center	415	415	415	415
Fork Rake	50	50	50	50

# BMW BIKES.

## BMW CRUISE BIKE

The slim frame design of the Cruise Bike focuses on the latest fixie trend.

Product description:

- Frame design developed in collaboration with Designworks.
- Comfortable hub gear: low-maintenance and low wear.
- Hydraulic disc brake at the front and back.
- Sporty handles for better grip.



Professional Video Tutorial:  
[https://www.youtube.com/BMW\\_Cruise\\_Bike](https://www.youtube.com/BMW_Cruise_Bike)



Frame:	Aluminium	Handles:	Ergon GE-1	Item No.:	S	80 91 5A21512
Colour:	Glossy Silver / Frozen Blue	Weight:	13 kg	Glossy Silver	M	80 91 5A2151
Brake:	Shimano 180 mm (front) 160 mm (back)				L	80 91 5A2151
Fork:	Rigid forks in frame colour (aluminium)					
Saddle:	Selle Royal Freccia, black				S	80 91 5A21515
Gears:	Shimano Nexus 7-speed (hub gear)			Frozen Blue	M	80 91 5A21516
Tyres:	Continental Contact Cruiser				L	80 91 5A21517
Rims:	Rody Web 28", black					



# BMW BIKES.

## BMW M BIKE MATT BLACK

The M Bike with the BMW M Motorsport stripe is characterised by sporty details and carbon-fibre elements.

Product description:

- Slim frame design inspired by the fixie trend, developed in collaboration with Designworks.
- Sporty handles for better grip.
- Forks, spacers and saddle support of carbon-fibre for less weight and higher rigidity.
- Sporty, lightweight saddle in black.
- Hydraulic disc brake at the front and back.



Professional Video Tutorial:  
[https://www.youtube.com/BMW\\_M\\_Bike](https://www.youtube.com/BMW_M_Bike)



Frame:	Aluminium	Handles:	Ergon GE-1	Item No.:	S	80 91 5A21509
Colour:	matt black	Weight:	12,5 kg		M	80 91 5A21510
Brake:	Shimano 180 mm (front) / 160 mm (back)				L	80 91 5A21511
Fork:	Carbon fibre					
Saddle:	Selle Royal Mach 2 saddle, black					
Gears:	Shimano SLX / XT 11-speed (derailleur)					
Tyres:	Continental Grand Sport Extra					
Rims:	Rody Airline Corsa 28", black					

# BMW BIKES.

## BMW ACTIVE HYBRID E-BIKE

The Brose Drive S<sub>Alu</sub> motor and the fully integrated Li-ion battery in the down tube characterise the new design of the BMW Active Hybrid E-Bike.

Product description:

- Long range thanks to 600 Wh battery.
- Removable Li-ion battery.
- Hydraulic disc brakes at the front and back.
- Special eZone e-bike saddle from Selle Roy provides more comfort.
- Ergonomic handles for extra comfort.
- LED light system integrated in the rear mudguard.



Professional Video Tutorial:  
[https://www.youtube.com/BMW\\_Active\\_Hybrid\\_E-Bike](https://www.youtube.com/BMW_Active_Hybrid_E-Bike)



Display with connection to smartphone app



Brose Drive S<sub>Alu</sub> motor



- Charge status display
- Innovative frame design
- LED front light (40 Lux)
- Light integrated in the mudguard
- Brose logotype on motor

Frame:	Aluminium	Handles:	Ergon GP-1	Item No.:	S	80 91 2465970
Colour:	Bluewater Metallic	Weight:	23,5 kg		M	80 91 2465971
Brake:	Shimano 180 mm (front) / 160 mm (back)	Battery:	Lithium-ion battery 600 Wh		L	80 91 2465972
Fork:	Suntour NCX in frame colour	Motor:	Brose Drive S <sub>Alu</sub> with 250 W nominal output, 90 Nm torque			
Saddle:	Selle Royal eZone e-bike saddle, black					
Gears:	Shimano Deore / XT 10-speed (derailleur)					
Tyres:	Continental Contact Cruiser					
Rims:	Rody Web 28", black					

# BMW BIKES.

## BMW URBAN HYBRID E-BIKE

The battery in the Urban Hybrid E-Bike is integrated in the frame, so that it is almost invisible.  
The hub motor in the back wheel and the pedalling sensor technology provide an extremely dynamic riding experience.

- Product description:
- Short charging time.
  - Integrated removable Li-ion battery.
  - Hydraulic disc brakes at the front and back.
  - Sporty handles for better grip.



Professional Video Tutorial:  
[https://www.youtube.com/BMW\\_Urban\\_Hybrid\\_E-Bike](https://www.youtube.com/BMW_Urban_Hybrid_E-Bike)



Fixed installed display and charge status display



Frame:	Aluminium	Handles:	Ergon GE-1	Item No.:	S	80 91 5 A21506
Colour:	matt black	Weight:	18,5 kg		M	80 91 5 A21507
Brake:	Shimano 180 mm (front) / 160 mm (back)	Battery:	Lithium-ion battery, 300 Wh		L	80 91 5 A21508
Fork:	Rigid forks in frame colour (aluminium)	Motor:	Hub gear with 250 W nominal output			
Saddle:	Selle Royal Mach 2 saddle, black					
Gears:	Shimano Deore / XT 10-speed (derailleur)					
Tyres:	Continental Grand Sport Extra					
Rims:	Rody Airline Corsa 28", black					

# BMW BIKES.

## BMW FOLDING BIKE

Compact folding bike with innovative folding mechanism of durable, lightweight aluminium.

Product description:

- With innovative folding mechanism.
- Lightweight aluminium frame.
- Fits into any BMW boot.
- Including transport bag and rechargeable battery light set (with Li-ion battery).



Professional Video Tutorial:  
[https://www.youtube.com/BMW\\_Folding\\_Bike](https://www.youtube.com/BMW_Folding_Bike)



Frame:	Aluminium	Handles:	Ergonomic grips for Revoshift gear changer	Item No.:	80 91 2447964
Colour:	black / blue	Weight:	11 kg		
Brake:	Rim brake				
Fork:	Rigid fork				
Saddle:	Comfort saddle, black				
Gears:	Shimano Revoshift 8-speed (derailleur)				
Tyres:	Kenda Kwest with reflective strip				
Rims:	Aluminium rim 20", partly anodised in blue				



# BMW BIKES.

## BMW CITY SCOOTER

Dynamic scooter with integrated folding mechanism, splash protection and side stand for parking.

Product description:

- Comfortable, fast riding over longer distances (wheel diameter 200 mm).
- Low-level running board.
- Integrated side stand.
- Triple-secured folding and locking mechanism.



Material:	Plastic
Colour:	black
Item No.:	80 93 2446748

# BMW BIKES.

## BMW JUNIOR CRUISE BIKE

Hard-wearing, modern children's bike with a sturdy aluminum frame.

Product description:

- Cool BMW design.
- BMW logo on head tube and BMW logotype on profiled tyres.
- Maximum safety due to front, rear, tyre and pedal reflectors.
- With bike stand, suspension fork and disc brakes at the front and back.



Frame:	Aluminium
Colour:	black / red, mineral white / red
Brake:	Promax 160 mm (front / rear)
Fork:	Zoom suspension fork
Saddle:	Selle Royal
Gears:	Shimano RevoShift 6-speed (derailleur)
Tyres:	BMW special tyres with offroad profile
Rims:	Aluminium rims 20", black

Handles:	Ergonomic grips
Weight:	12.5 kg
Age:	Suitable for children aged 6 to 9 years

Item No.:	black	80 91 2451005
	mineral white	80 91 2451006


# BMW BIKES.

## BMW KIDS BIKE

Innovative bike for children, balance bike and standard bike in one.

Product description:.

- Balance bike and standard bike in one: including drive unit and chain for conversion.
- Balance bike with innovative footrests.
- Perfect for learning to ride a bike, trains children's sense of balance, stabilisers are not necessary.
- With bike stand and chain looper: child-friendly chain guard, therefore no soiling during assembly.
- Ergonomic saddle from Selle Royal specially developed for BMW, with grab handle.



Frame:	Aluminium	Handles:	Child-friendly handles	Item No.:	black 80 91 2451007
Colour:	white / raspberry, black / orange	Weight:	Balance bike 6 kg, standard bike (with drive unit) 8 kg,		white 80 91 2451008
Brake:	Coaster brake		permissible load capacity 25 kg		
	Front brake (rim brake)	Age:	For children from 3 years (balance bike)		
Fork:	Steel fork		For children up to approx. 6 years (standard bike)		
Saddle:	Selle Royal				
Tyres:	Anti-slip BMW special tyres				
Rim:	Aluminium 14"				

# BMW BIKES.

## ACCESSORIES.

### BMW FOLDING LOCK

Sturdy and secure folding bike lock with innovative flexible joint construction.

Product description:

- 5 mm thick rods made of hardened stainless steel.
- Joint construction enables compact folding.
- Special rivets for increased theft protection.
- High-quality cylinder lock with two keys.
- Rods with two-component plastic coating to protect the paintwork from damage.
- Incl. transport bag for the easy stowing on the bike.
- From ABUS.



Attachment to the bike  
with screw or Velcro-type  
fastener

Material:	Hardened stainless steel
Colour:	white / black
Thickness:	0.5 cm
Weight:	1.05 kg
Length:	0.9 m
Item No.:	80 92 2413146



## BMW BIKES. ACCESSORIES.

### BMW KIDS BIKE HELMET

Lightweight, secure children's helmet with integrated LED rear light for increased safety.

Product description:

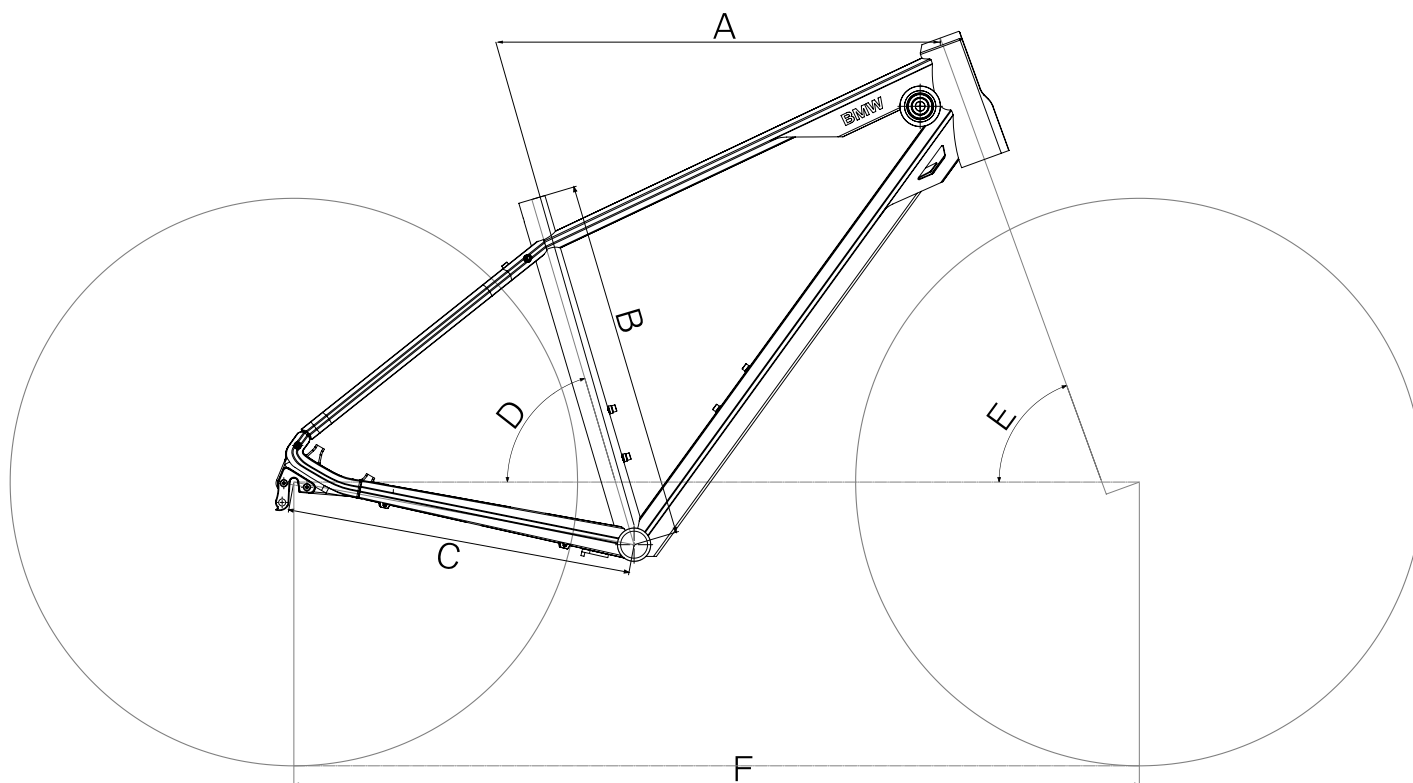
- Easy-to-use magnetic Fidlock fastener.
- Individually adjustable wheel adjustment system at the back.
- Red LED flashing light integrated in the wheel for improved visibility.
- Six air inlets and outlets for excellent ventilation.
- Tested safety.
- From ABUS.



Material:	Polycarbonate, polyester
Colour:	white / anthracite
Size:	46 – 52 cm (S), 52 – 57 cm (M)
Item No.:	80 922461063 (S)

# BMW BIKES.

## FRAME SIZE



	BMW Cruise Bike			BMW M Bike			BMW Active Hybrid Bike			BMW Urban Hybrid Bike		
	S	M	L	S	M	L	S	M	L	S	M	L
A Top-tube length (mm)	564.43	582.96	600.89	560.7	584.67	610.39	589.86	599.86	624.86	570.89	584.89	600.89
B Seat tube length (mm)	420	460	510	480	520	560	460	495	540	460	495	540
C Chain stay length (mm)	442	442	442	429	429	429	492	492	492	442	442	442
D Seat tube angle	73.50°	73.50°	73.50°	73.50°	73°	72.50°	73.5°	73.50°	73.50°	73.50°	73.50°	73.50°
E Head tube angle	70°	70°	70°	70.50°	71°	71.50°	69°	69°	69°	70°	70°	70°
F Wheelbase (mm)	1061.12	1080.29	1099.17	1040.26	1054.09	1069.33	1157.32	1167.32	1192.32	1069.17	1083.17	1099.17

